



Turnberry Isle North

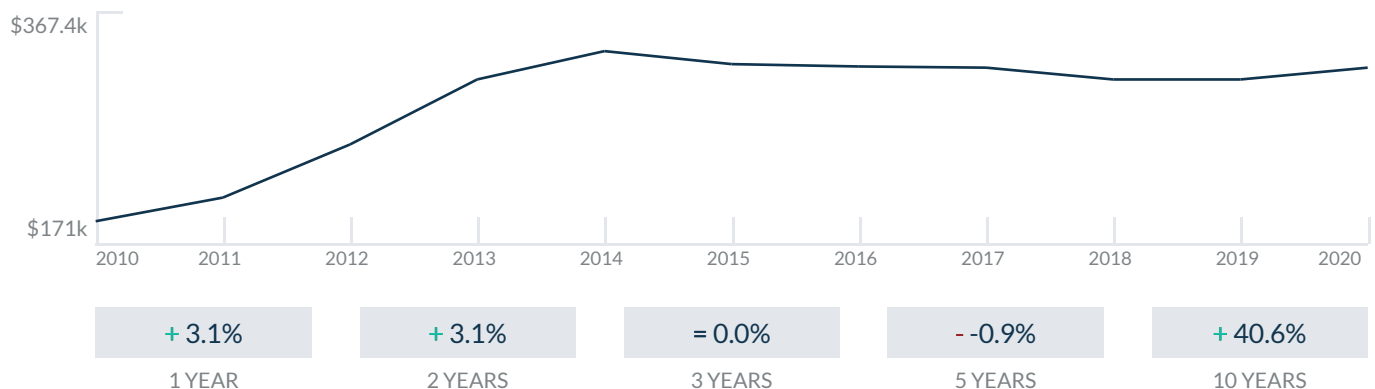
19707 Turnberry Way
Aventura, FL 33180

Every month we compile this comprehensive market report focus on Turnberry Isle North in this convenient and easy to read format. Our datas comes from more than six different sources including MLS Associations, County Offices and Financial Institutions. Get this report for free every month on our website turnberryislenorth.com.

Property Stats

POSTAL CODE 33180

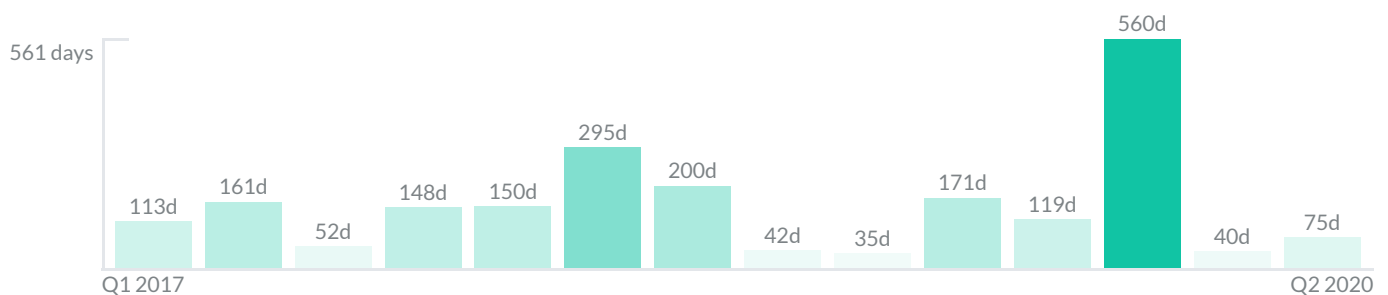
The property stats graph represents the median price evolution since ten years in your postal code area.



Similar Properties

DAYS ON THE MARKET

Everyday 3 months we monitor how many days it takes for similar properties to be sold. This is also a good indicator to know when to buy or sale!



Mortgage Rates

PER YEAR

Understanding mortgage economics is important when you want to buy with a loan. Below is the historical yearly average mortgage rates in the Unites States retrieved from Freddie Mac©

30 YEARS FIXED 4.4%



15 YEARS FIXED 3.9%



5/1-YEAR ADJUSTABLE 3.9%



Schools

CLOSEST

Having good schools nearby is important if you have kids or plan to rent or sell your home. Ratings are retrieved from the leading independent and nonprofit GreatSchools©

ELEMENTARY SCHOOL	MIDDLE SCHOOL	HIGH SCHOOL
Aventura City Of Excellence School	Hollywood Academy of Arts and Science Middle School	Palmdale High School
10/10	10/10	3/10

Insights

IN TURNBERRY ISLE NORTH

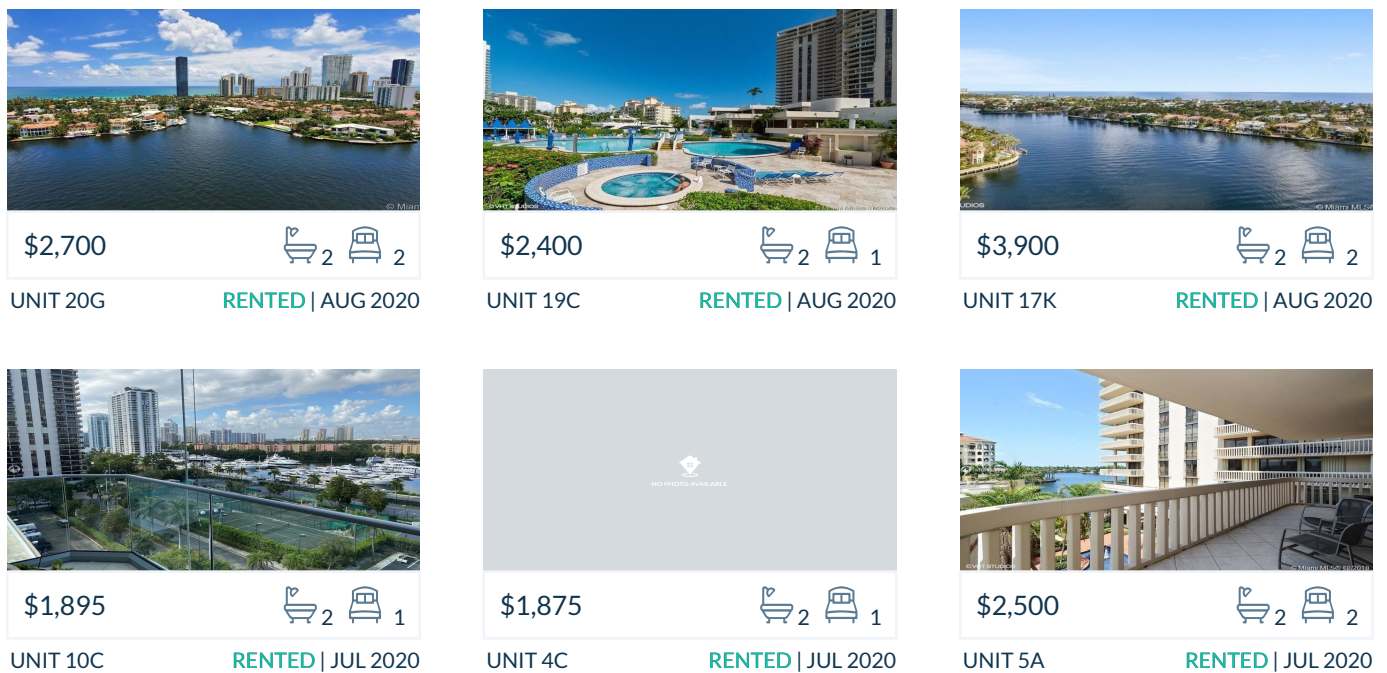
Below the average listing prices of available unit per property type.



Activity

SOLD OR RENTED

Below the latest transactions reported by the local MLS Association for Turnberry Isle North



Sold

LAST 20 PROPERTIES SOLD IN TURNBERRY ISLE NORTH

Unit	Price	Beds/Baths	\$/Sqft	Sqft	Buying Date	Days on Market
8F	\$440,000	2/2	\$262.4	1,677	Apr 2020	75
20K	\$629,000	2/2	\$330.9	1,901	Mar 2020	60
4-H	\$559,000	2/2	\$293.6	1,904	Feb 2020	20
11J	\$750,000	3/3	\$317.8	2,360	Oct 2019	866
9-E	\$450,000	2/2	\$246.6	1,825	Oct 2019	254
23J	\$3,500	3/2	\$1.5	2,360	Aug 2019	121
27E	\$585,000	2/2	\$320.5	1,825	Jul 2019	42
28J	\$740,000	3/3	\$313.6	2,360	Jul 2019	195
12H	\$649,900	3/2	\$275.4	2,360	Jun 2019	251
PH D	\$665,000	2/2	\$352.4	1,887	May 2019	47
25F	\$475,000	2/2	\$283.2	1,677	May 2019	61
19-G	\$389,000	2/2	\$255.6	1,522	Apr 2019	326
24L	\$375,000	2/2	\$234.4	1,600	Mar 2019	34
5H	\$650,000	2/2	\$341.4	1,904	Jan 2019	36
15L	\$319,000	2/2	\$199.4	1,600	Dec 2018	66
24C	\$232,750	1/2	\$216.1	1,077	Nov 2018	33
20-C	\$385,000	1/1	\$357.5	1,077	Nov 2018	26
14-D	\$449,000	2/2	\$237.9	1,887	Aug 2018	461
14-D	\$449,000	2/2	\$237.9	1,887	Aug 2018	461
20J	\$699,000	3/3	\$296.2	2,360	Jul 2018	50

Rented

LAST 20 PROPERTIES RENTED IN TURNBERRY ISLE NORTH

Unit	Price	Beds/Baths	\$/Sqft	Sqft	Rented Date	Days on Market
20G	\$2,700	2/2	\$1.8	1,522	Aug 2020	70
19C	\$2,400	1/2	\$2.2	1,077	Aug 2020	39
17K	\$3,900	2/2	\$2.1	1,901	Aug 2020	173
10C	\$1,895	1/2	\$1.8	1,077	Jul 2020	155
4C	\$1,875	1/2	\$1.7	1,077	Jun 2020	62
5A	\$2,500	2/2	\$1.6	1,522	May 2020	267
21D	\$3,800	2/2	\$2.0	1,887	May 2020	133
4H	\$3,500	2/2	\$1.8	1,904	Apr 2020	54
19C	\$2,400	1/2	\$2.2	1,077	Mar 2020	147
24C	\$2,500	1/2	\$2.3	1,077	Mar 2020	233
TS-4	\$8,999	7/11	\$1.3	7,000	Mar 2020	31
TH-5	\$4,250	3/3	\$1.8	2,325	Feb 2020	16
10D	\$2,750	3/2	\$1.5	1,887	Dec 2019	396
7G	\$2,500	2/2	\$1.6	1,522	Dec 2019	87
TS-2	\$8,000	5/6	\$1.6	4,968	Dec 2019	377
18K	\$3,200	2/2	\$1.7	1,901	Oct 2019	276
PH-C	\$2,250	1/2	\$2.1	1,077	Oct 2019	50
21D	\$3,600	2/2	\$1.9	1,887	Sep 2019	78
7K	\$3,800	2/2	\$2.0	1,901	Sep 2019	80
5H	\$3,500	2/2	\$1.8	1,904	Jul 2019	85

Currently Listed

ACTIVE LISTINGS 1/2

Unit	Price	Beds/Baths	\$/Sqft	Sqft	Listing Date	Owner
PH-L	\$445,000	2/2	\$278.1	1600	Aug 2020	RONNI ZAMIR
TS-3	\$1,995,000	5/4	\$442.4	4510	Jun 2020	MARK TSESA...
PH-C	\$395,000	1/2	\$366.8	1077	Aug 2020	ABRAHAM BE...
TS-3	\$8,500/mth	5/4	\$1.9	4510	Aug 2020	MARK TSESA...
3K	\$675,000	2/2	\$355.1	1901	Jul 2020	JOYCE KASSI...
3K	\$3,700/mth	2/2	\$1.9	1901	Jul 2020	JOYCE KASSI...
5C	\$1,850/mth	1/2	\$1.7	1077	Aug 2020	KENNETH Y T...
5C	\$265,000	1/2	\$246.1	1077	Aug 2020	KENNETH Y T...
5J	\$1,099,000	5/5	\$258.5	4251	Jun 2020	N/A
7C	\$1,850/mth	1/2	\$1.7	1077	Jul 2020	N/A
7C	\$289,000	1/2	\$268.3	1077	Jul 2020	N/A
11G	\$535,000	2/2	\$351.5	1522	Aug 2020	ROBERT STO...
11D	\$369,000	2/2	\$195.5	1887	Aug 2020	
14D	\$455,000	2/2	\$241.1	1887	Aug 2020	N/A
14C	\$1,900/mth	1/2	\$1.8	1077	Jul 2020	MARIO STOL...
15L	\$449,000	2/2	\$280.6	1600	Jul 2020	MARVIN E DA...
16L	\$519,000	3/3	\$324.4	1600	Jul 2020	N/A
16L	\$3,750/mth	3/3	\$2.3	1600	Jul 2020	N/A
17K	\$645,000	3/2	\$339.3	1901	Jul 2020	N/A
21J	\$1,170,000	3/3	\$495.8	2360	Aug 2020	ROGER A GOL...

Currently Listed

ACTIVE LISTINGS 2/2

Unit	Price	Beds/Baths	\$/Sqft	Sqft	Listing Date	Owner
21E	\$650,000	2/2	\$356.2	1825	Aug 2020	N/A
22D	\$590,000	2/2	\$312.7	1887	Jul 2020	MICHAEL SHA...
23C	\$299,000	1/2	\$277.6	1077	Jun 2020	ELI BENATAR...
23A	\$3,200/mth	2/2	\$2.1	1522	Jul 2020	EUPHEMIA OYE
23F	\$549,500	2/2	\$327.7	1677	Aug 2020	N/A
27L	\$2,750/mth	3/2	\$1.6	1667	Jul 2020	N/A
27L	\$470,000	3/2	\$293.8	1600	Jul 2020	N/A